

Fiber Coupled Si PIN Photodiode High Efficiency

(450 to 900nm, high efficiency>90%, all fiber types)



DATASHEET

BUY NOW



Features

- Low Cost
- Large Bandwidth
- ns Fast Response
- High Reliability

Applications

- Channel Monitoring
- Power Monitoring in Optical Interface Modules
- Gain Monitoring for Amplifier
- Instruments

The Fiber Coupled Si PIN Photodiode is based on a unique package that features high optical coupling efficiency. The component integrates a fiber with a high sensitivity/large area photodiode for signal detection with little optical loss. The response is analog. Our design minimizes component assembly costs and module footprint while increasing stability over a wide temperature and wavelength ranges.

Associated sensor electronic driver or amplifier is also available.

Specifications

Parameter	Min	Typical	Max	Unit
Wavelength	450		900	nm
Optical Coupling Efficiency		90		%
Responsivity ^[2] (860nm, VR=5V)	0.45		0.55	A/W
Input Power			50	mW
Polarization extinction ratio ^[4]	18	23		dB
Dark Current at 23°C, VR=5V		0.1	0.5	nA
Capacitance		1.5		pF
Reverse Voltage		5	20	V
Rise/Fall Time		3		ns
Operating Temperature	-20		75	°C
Storage Temperature	-40		85	°C
Reliability	Telcordia 1209 and 1221			

Notes:

- [1]. Insertion Loss excluding connectors
- [2]. The net responsivity is defined as the ratio of the PD current output and optical power measured at output fiber
- [3]. Single Mode Fiber version only
- [4]. PM Fiber version only

Warning: The device is extremely ESD-sensitive. Its dark current increases by unprotected handling. It is recommended to be handled under a certified ion fan once the package is removed.

Legal notices: All product information is believed to be accurate and is subject to change without notice. Information contained herein shall legally bind Agiltron only if it is specifically incorporated into the terms and conditions of a sales agreement. Some specific combinations of options may not be available. The user assumes all risks and liability whatsoever in connection with the use of a product or its application.

Rev 05/03/24

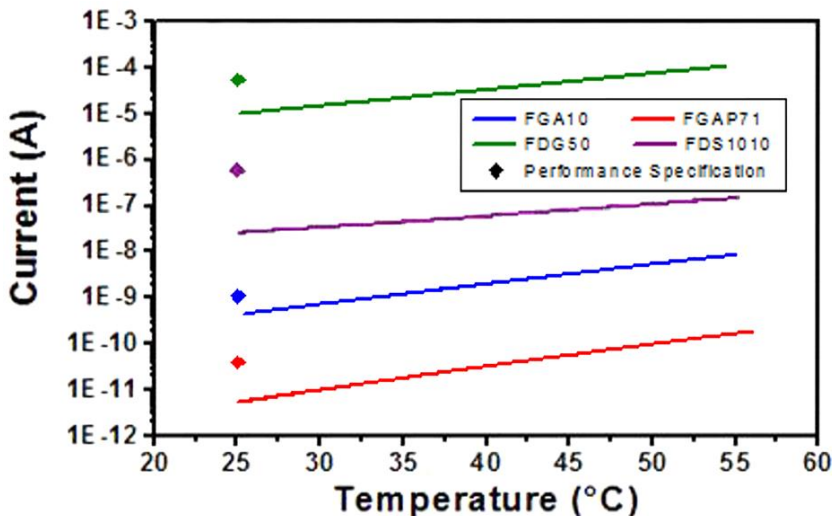
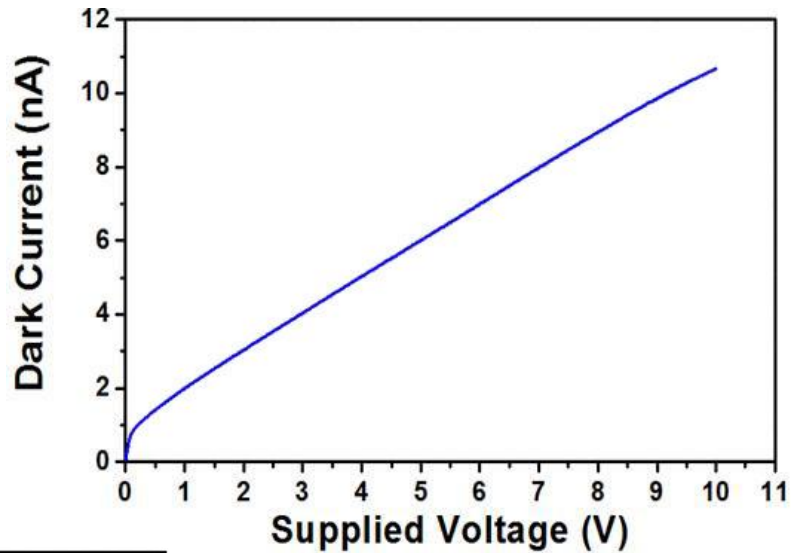
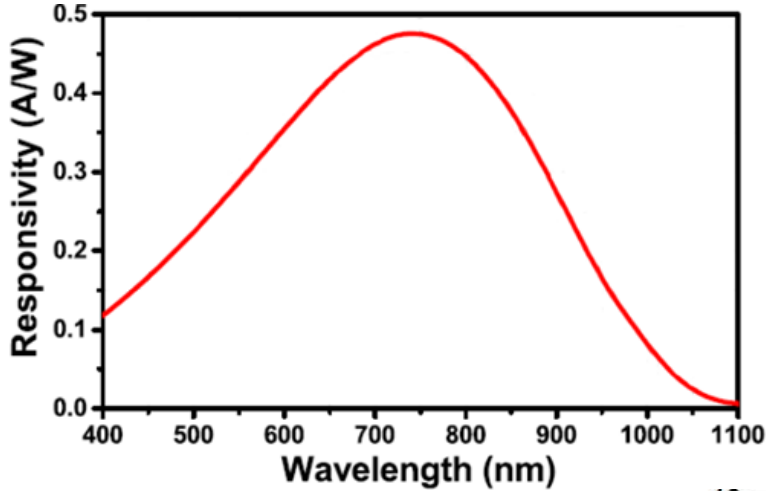
Fiber Coupled Si PIN Photodiode High Efficiency

(450 to 900nm, high efficiency >90%, all fiber types)



DATASHEET

Typical Characters



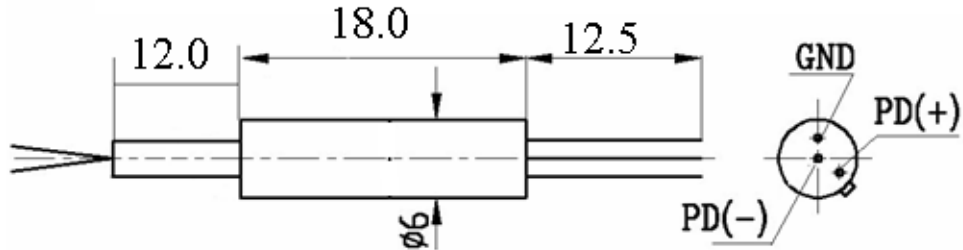
Fiber Coupled Si PIN Photodiode High Efficiency

(450 to 900nm, high efficiency>90%, all fiber types)



DATASHEET

Mechanical Footprint Dimensions (mm)



Standard Package for Infrared Band. For other wavelength band, size may vary due to special detector configurations.

*Product dimensions may change without notice. This is sometimes required for non-standard specifications.

Ordering Information

Prefix	Wavelength	TEC Cooling	Package	Fiber Type	Fiber Cover	Fiber Length	Connector
FCES-	450-900 = 19 Special = 0	No = 1 Yes = 2	Standard = 1 Special = 0	Choose from table below	900umTube = 3 Bare fiber = 1 Special = 0	0.25m = 1 0.5m = 2 1.0 m = 3 1.5 m = 5 Special = 0	None = 1 FC/PC = 2 FC/APC = 3 SC/PC = 4 SC/APC = 5 ST/PC = 6 LC/PC = 7 LC/APC = A LC/UPC = U Special = 0

Fiber Type Selection Table:

01	SMF-28	34	PM1550	67	STP 50/125μm
02	SMF-28e	35	PM1950	68	
03	Corning XB	36	PM1310	69	
04	SM450	37	PM400	70	
05	SM1950	38	PM480	71	MM 50/125μm
06	SM600	39	PM630	72	MM 62.5μm
07	Hi780	40	PM850	73	105/125μm
08	SM800	41	PM980	74	FG105LCA
09	SM980	42		75	FG50LGA
10	Hi1060	43		76	200 μm
11	Draka BBE	44		77	300 μm
12		45		78	400 μm
13		46		79	600 μm
14		47		80	800 μm

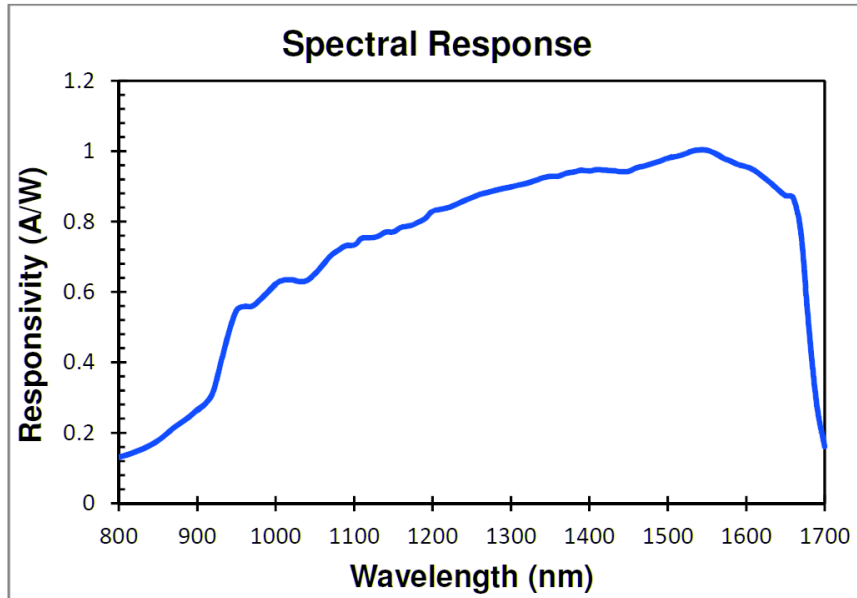
Fiber Coupled Si PIN Photodiode High Efficiency

(450 to 900nm, high efficiency >90%, all fiber types)




DATASHEET

Spectral Response



Amplifier Mounted Option



Low-Noise Optical Detector Amplifier

DETA-11A221111

\$165

<https://agiltron.com/product/precision-optical-detector-amplifier/>

Fiber Coupled Si PIN Photodiode High Efficiency

(450 to 900nm, high efficiency>90%, all fiber types)



DATASHEET

Application Notes

Fiber Core Alignment

Note that the minimum attenuation for these devices depends on excellent core-to-core alignment when the connectors are mated. This is crucial for shorter wavelengths with smaller fiber core diameters that can increase the loss of many decibels above the specification if they are not perfectly aligned. Different vendors' connectors may not mate well with each other, especially for angled APC.

Fiber Cleanliness

Fibers with smaller core diameters (<5 μm) must be kept extremely clean, contamination at fiber-fiber interfaces, combined with the high optical power density, can lead to significant optical damage. This type of damage usually requires re-polishing or replacement of the connector.

Maximum Optical Input Power

Due to their small fiber core diameters for short wavelength and high photon energies, the damage thresholds for device is substantially reduced than the common 1550nm fiber. To avoid damage to the exposed fiber end faces and internal components, the optical input power should never exceed 20 mW for wavelengths shorter 650nm. We produce a special version to increase the handling by expanding the core side at the fiber ends.